

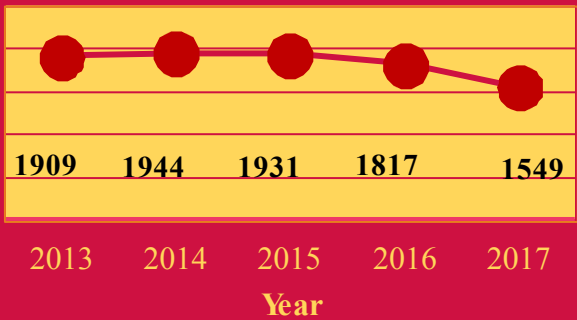
TAMPA/HILLSBOROUGH COUNTY COC

2017 HOMELESS POINT-IN-TIME COUNT

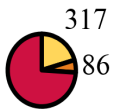


Every year, the Tampa/Hillsborough County Continuum of Care comes together to conduct a thorough count of our homeless population to measure the extent of homelessness and service-use in our community. The 2017 Count took place on February 23. A series of coordinated volunteer teams canvassed the entire county, surveying those experiencing homeless to better capture their characteristics and experiences.

2017 Homeless Population

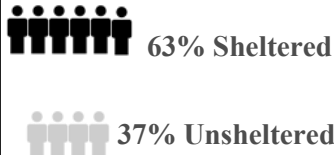


Age

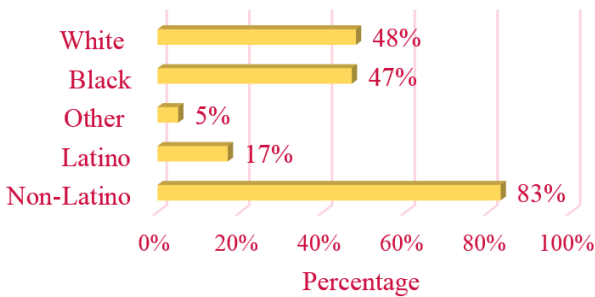


■ Under 18
 ■ 18-24
 ■ 24+

Sheltered v. Unsheltered



Race/Ethnicity (Top Responses)



Gender

627 Female



917 Male



5 Neither male, female, or transgender



Subpopulations

Veterans (172)



Unaccompanied Youth (43)



Chronically Homeless (235)



Households

Households with Children



Households without Children



**Tampa/
Hillsborough
County
Homeless
Characteristics**



40% report a Disabling condition.

15% (235) of homeless individuals were chronically homeless.



41% of people were homeless for the first time.*

*1,068 reporting.

76% of people lived in Hillsborough County for over a year.



50%.

of homeless individuals reported being homeless for less than 3 months.

*1,057 reporting.

Causes of Unsheltered Homelessness

(521 reporting)



Financial Issues	Health Issues	Housing Issues
------------------	---------------	----------------

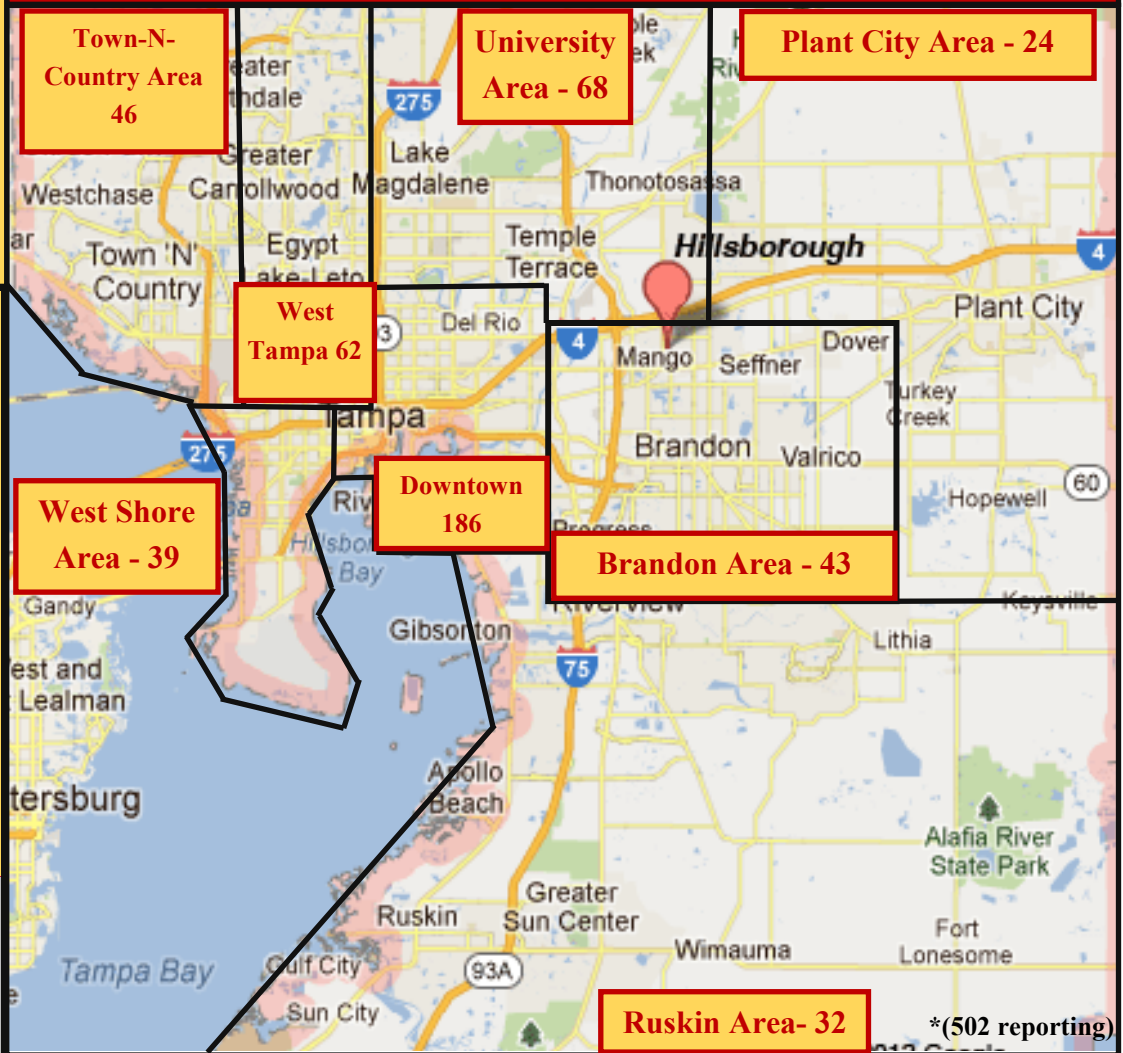
37%	12%	11%
-----	-----	-----

33%

Of unsheltered homeless individuals have health insurance.



Unsheltered Count By Deployment Site



Homeless Adults with Income



70 (12.6%)	286 (42.4%)
------------	-------------

0 100 200 300 400 \$-

Unsheltered Sheltered

Average Income

\$856.71	\$1,075.52
----------	------------

\$500.00 \$1,000.00 \$1,500.00

Unsheltered Sheltered

*(502 reporting)