

# SYSTEM PERFORMANCE MEASURE - RETURNS TO HOMELESSNESS

A 2018 System Performance Measure Report



# WHAT ARE SYSTEM PERFORMANCE MEASURES?

- Annual Report submitted to HUD at the end of May
- Designed to look at benchmarks to see how we're doing as a **system** in making homelessness **rare**, **brief**, and **non-reoccurring**
- Most current data range is **10/01/2016 – 09/30/2017**

# SYSTEM PERFORMANCE MEASURES

- Measure 1: Length of Time Persons Remain Homeless
- Measure 2: People who exit homelessness to permanent housing and return to homelessness.
- Measure 3: Number of Homeless Persons
- Measure 4: Employment and Income Growth for Homeless Persons in CoC Program-funded Projects
- Measure 5: Number of Persons who Become Homeless for the First Time
- Measure 6: Prevention and Diversion
- Measure 7: Successful Placement in or Retention of Permanent Housing

# SYSTEM PERFORMANCE MEASURES

- Measure 1: Length of Time Persons Remain Homeless
- **Measure 2: People who exit homelessness to permanent housing and return to homelessness.**
- Measure 3: Number of Homeless Persons
- Measure 4: Employment and Income Growth for Homeless Persons in CoC Program-funded Projects
- Measure 5: Number of Persons who Become Homeless for the First Time
- Measure 6: Prevention and Diversion
- Measure 7: Successful Placement in or Retention of Permanent Housing

# RETURNS TO HOMELESSNESS

- “The Extent to which Persons who Exit Homelessness to Permanent Housing Destinations Return to Homelessness within **6 to 12 months** and **within 2 Years**”
- In other words...
  - How many people who exited homelessness within the last two years return to homelessness?

# RETURNS TO HOMELESSNESS

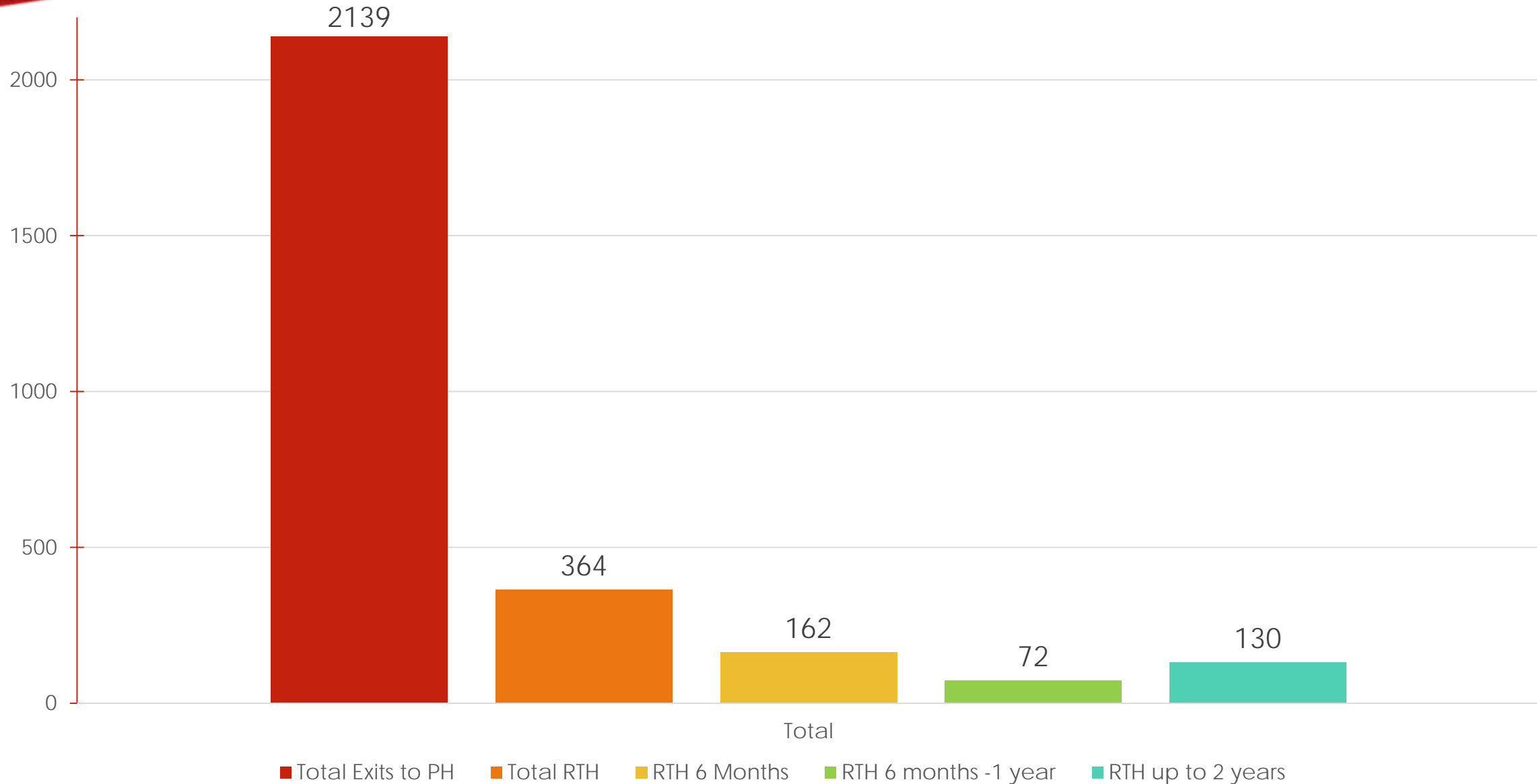
## The Specifics:

- Looks at clients who:
  - Were enrolled in a homeless project:
    - Street Outreach (SO), Emergency Shelter (ES), Safe Haven (SH), Transitional Housing (TH), Permanent Housing (PH, PSH, RRH)
  - Who exited (i.e. are system leavers) to **any** permanent housing situation between **10/01/2014** and **09/30/2015**
  - Returned to homelessness either **on** or **before 09/30/2017**
    - Return to homelessness: re-enrollment into homeless-dedicated project.



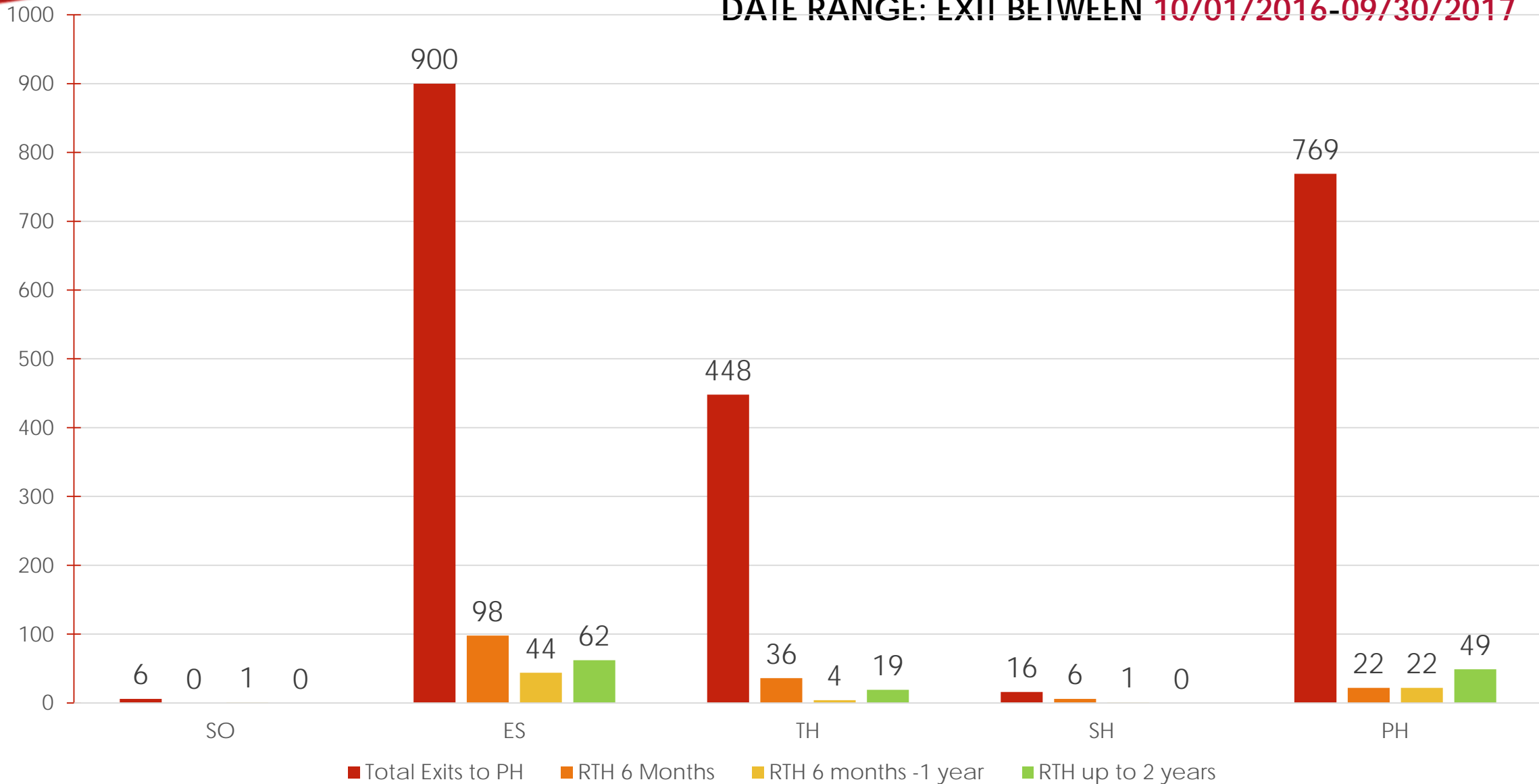
# RETURNS TO HOMELESSNESS (RTH)

DATE RANGE: 10/01/2016-09/30/2017



# RETURNS TO HOMELESSNESS – PROJECT BREAKDOWN

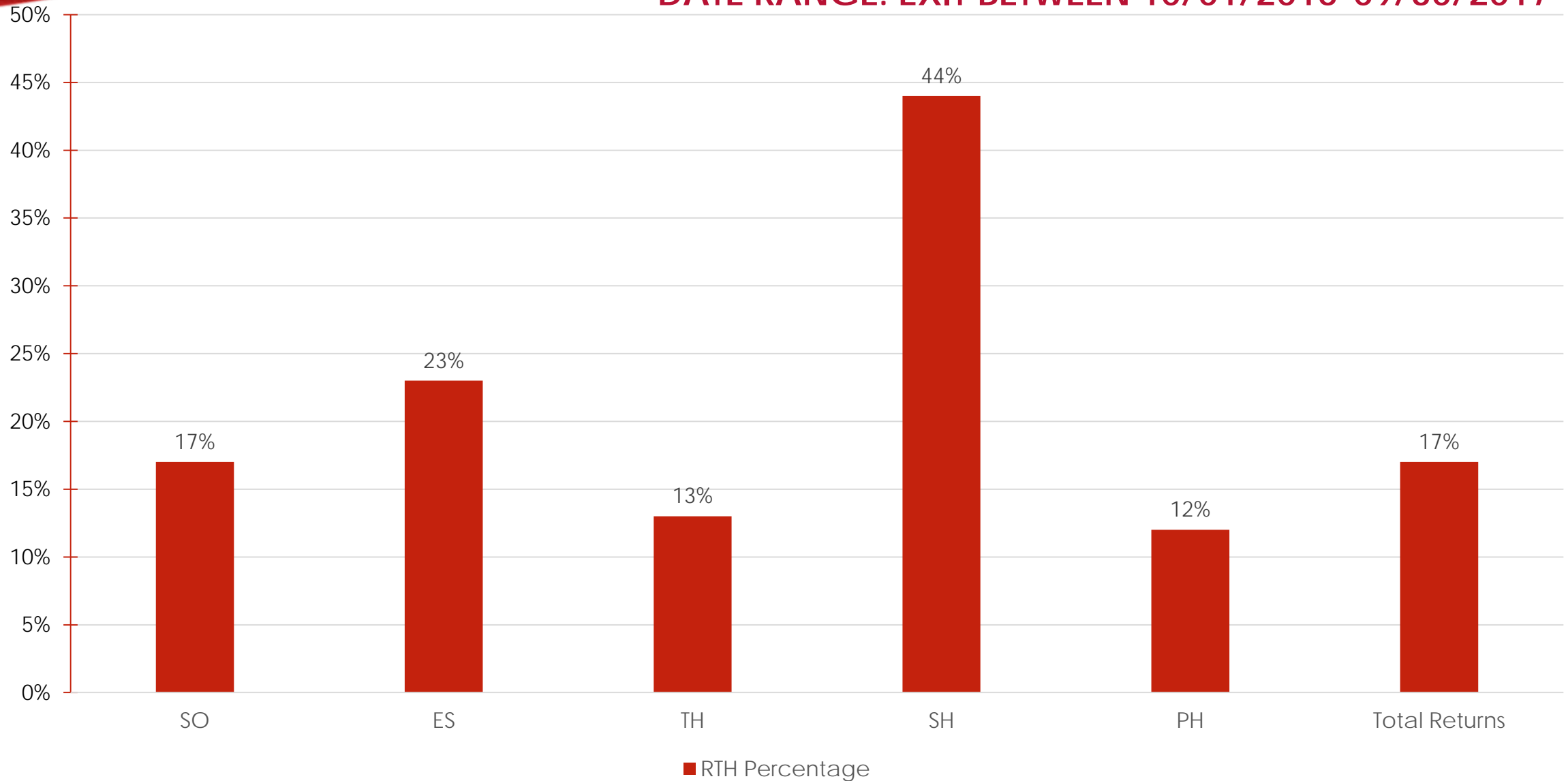
DATE RANGE: EXIT BETWEEN 10/01/2016-09/30/2017



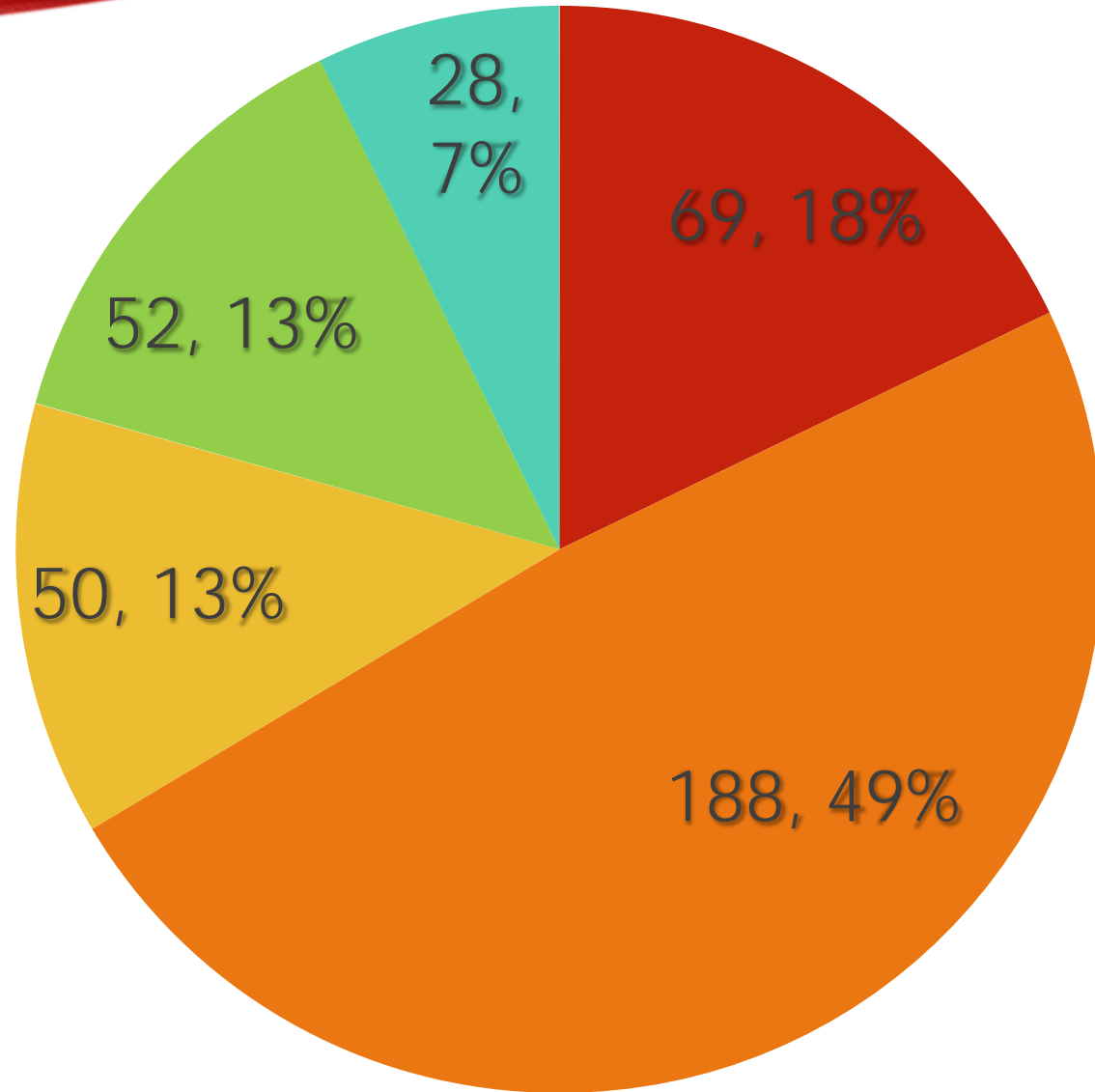


# RETURNS TO HOMELESSNESS BY PROJECT TYPE – TOTAL RTH (%)

DATE RANGE: EXIT BETWEEN 10/01/2016-09/30/2017



# RETURNS TO HOMELESSNESS BY EXIT DESTINATION – TOP 5 DESTINATIONS



- Staying or living with family
- Rental by client, no ongoing housing subsidy
- Permanent housing (other than RRH) for formerly homeless
- Rental by client, with other ongoing housing subsidy
- Rental by client, with VASH subsidy

# QUESTIONS AND COMMENTS?

