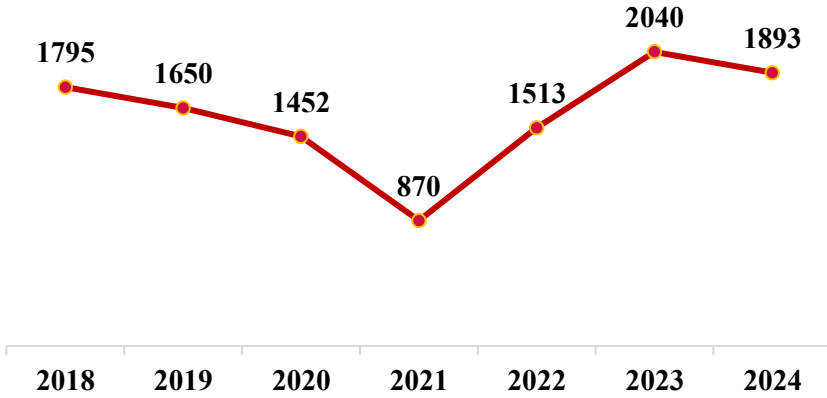


# TAMPA/HILLSBOROUGH COUNTY COC 2024 HOMELESS POINT-IN-TIME COUNT

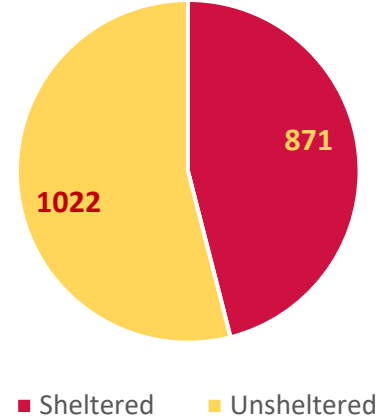


The Continuum of Care conducts a thorough count of the homeless population to measure the extent of homelessness every year, and the 2024 Annual Point-in-Time Count took place on February 22nd. Thanks to our amazing community partners and volunteers, our CoC was able to sample parts of the county and extrapolate a valid estimation of how many homeless neighbors we have in our community.

## Total Homelessness\*



## Sheltered and Unsheltered



## Subpopulations\*\*


### Veterans



### Chronically Homeless



### Families



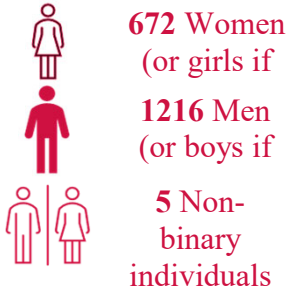
### Unaccompanied



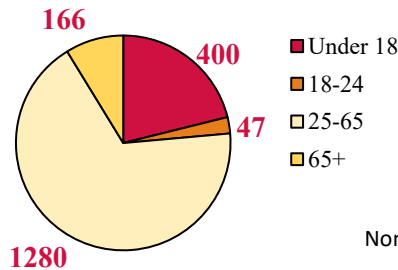
\*\*Counts include overlap in subpopulations.

## Demographic

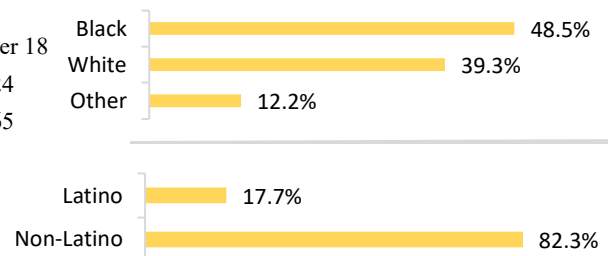
### Gender



### Age



### Race/Ethnicity



\*There was no unsheltered count in 2021 due to the COVID-19 pandemic, but 870 sheltered individuals were counted.

# 2024 PIT Count Heat Map

Our county used sampling for conducting the street count, where parts of the county were fully canvassed so we can extrapolate how many unhoused people and families we had on the night of the PIT count. The map below shows where most of the surveys were collected.

## Trends\*



34.72% of adults saw an increase in income this year

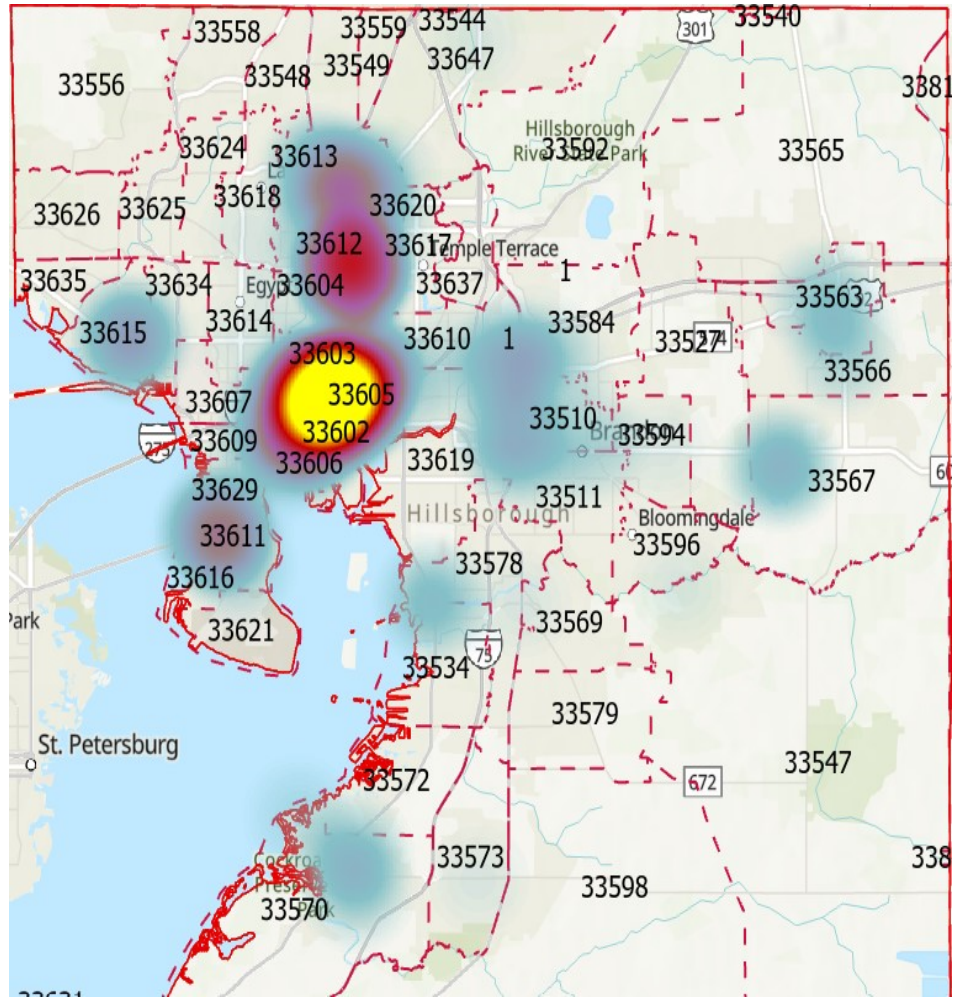


The number of people 62+ years experiencing homelessness has doubled since 2019



13% increase in families in our shelters since 2019

|       |    |
|-------|----|
| 33605 | 67 |
| 33612 | 34 |
| 33615 | 18 |
| 33611 | 15 |
| 33613 | 14 |
| 33602 | 11 |
| 33606 | 8  |
| 33570 | 6  |
| 33563 | 6  |
| 33567 | 5  |
| 33607 | 5  |
| 33603 | 5  |
| 33578 | 4  |
| 33619 | 4  |
| 33610 | 3  |
| 33584 | 3  |
| 33566 | 2  |
| 33604 | 2  |
| 33510 | 2  |
| 33609 | 2  |
| 33629 | 2  |
| 33618 | 1  |
| 33559 | 1  |
| 33511 | 1  |
| 33614 | 1  |
| 33534 | 1  |
| 33647 | 1  |
| 33573 | 1  |
| 33594 | 1  |



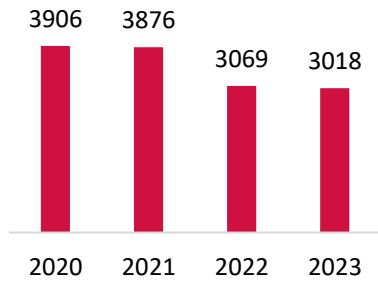
\*Trend data taken from system performance measures or other data from our Homeless Management Information System.

## Making Homelessness Rare, Brief, and Non-Recurring\*

\*Data retrieved from the FY23 system performance measures, the most recent one available.

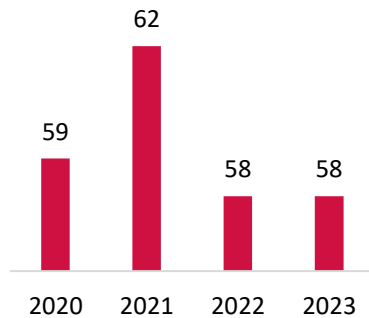
### Rare

Number of people experiencing homelessness for the first time



### Brief

Median number of days in shelter



### Non-Recurring

Percent of people returning to homelessness within 24 months

