

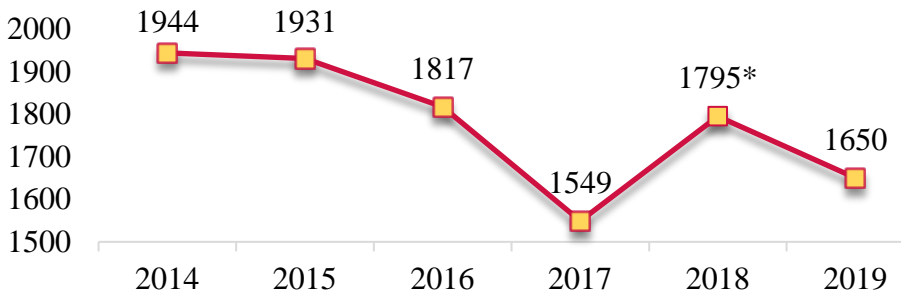
TAMPA/HILLSBOROUGH COUNTY COC 2019 HOMELESS POINT-IN-TIME COUNT



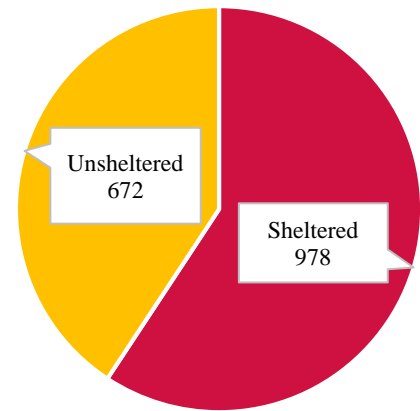
FACT SHEET

The Continuum of Care conducts a thorough count of the homeless population in order to measure the extent of homelessness. The 2019 Annual Point-in-Time Count took place on February 28th; volunteers canvassed the county surveying those experiencing homelessness to better capture their characteristics and experiences.

Total Homelessness



Sheltered v. Unsheltered



*The increase in people experiencing homelessness between 2017-2018 is a result of 2017 hurricane season; 9.75% (187) reported being displaced by a hurricane. Twenty percent (184) of the emergency shelter beds were occupied by hurricane evacuees.

Subpopulations*

Veterans



Chronically Homeless



Families



Unaccompanied Youth



Unsheltered



*Counts include overlap in subpopulations.

Demographics

Gender

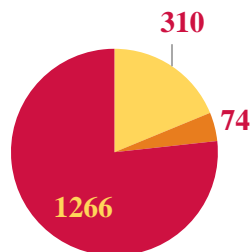


628 Female

1020 Male

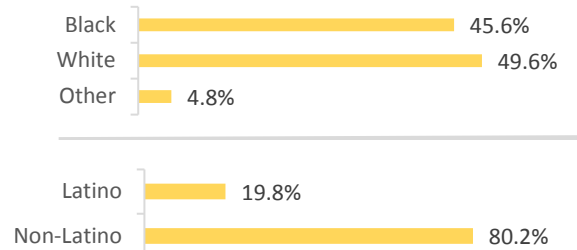
2 Trans

Age

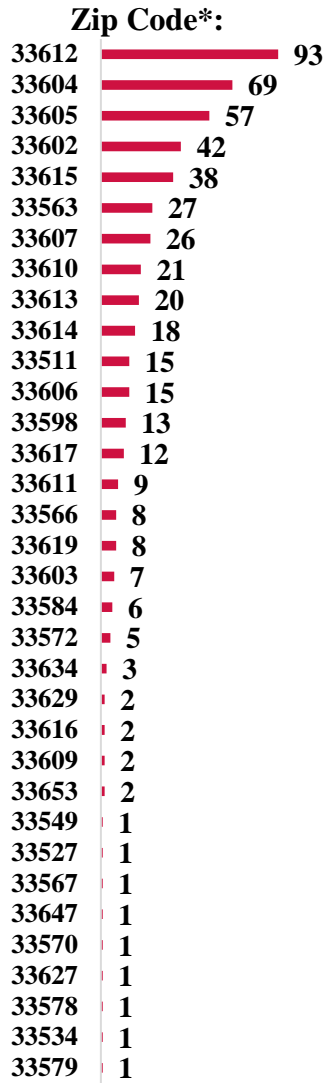


- Under 18
- 18-24
- 25+

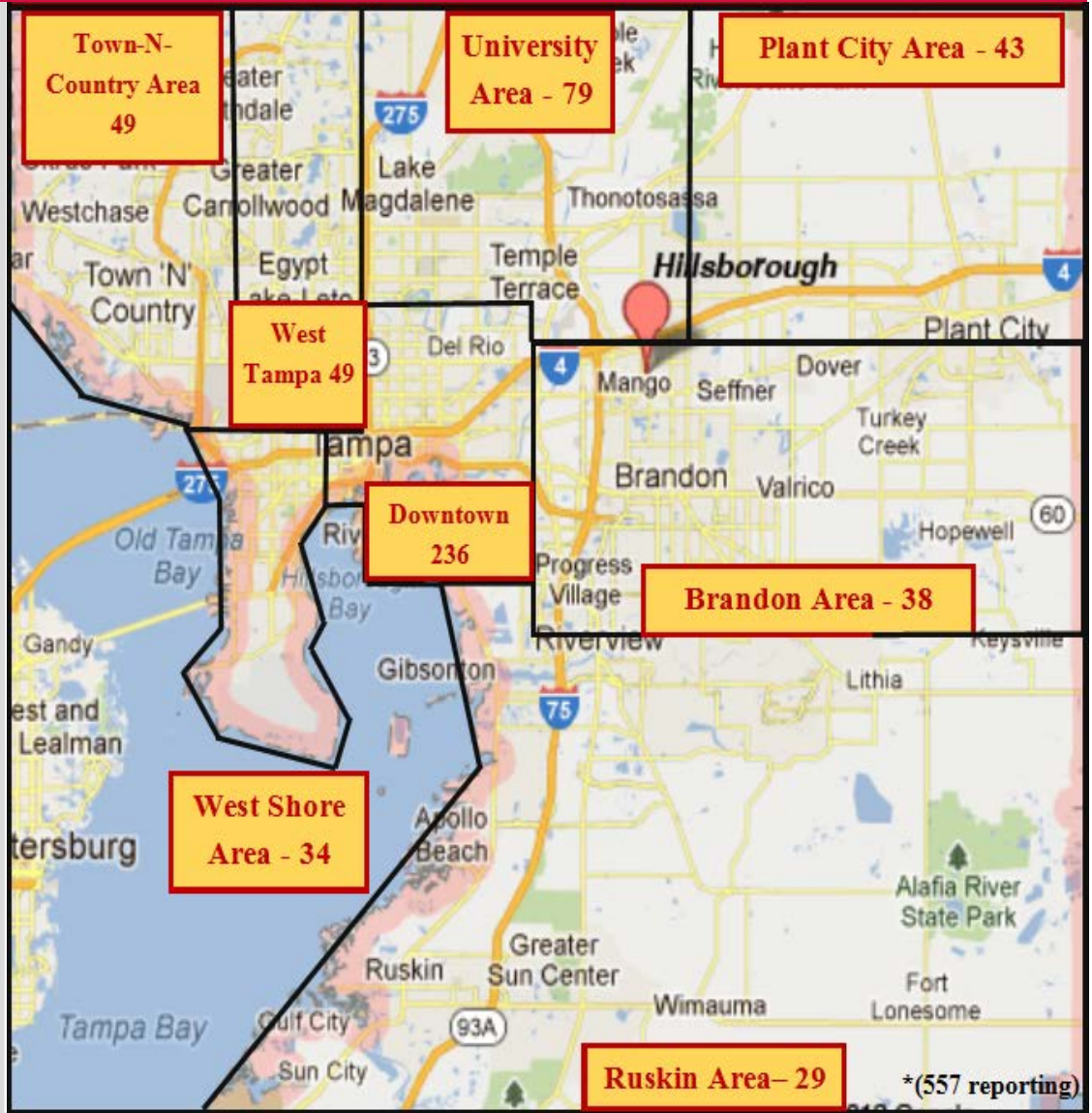
Race/Ethnicity



Unsheltered Count By Zip Code and Deployment Site*:



*(529 reporting)



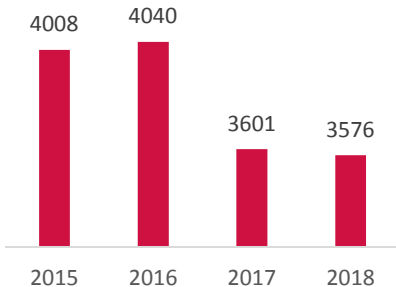
*(557 reporting)

Making Homelessness Rare, Brief, and Non-Recurring*

*Data retrieved from most recent system performance measures.

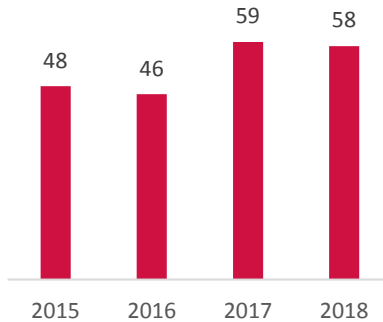
Rare

Number of people experiencing homelessness for the first time



Brief

Median number of days in shelter



Non-Recurring

Percent of people returning to homelessness within 24 months

