



System Performance Update: Income Growth

NOVEMBER 7, 2019

The Big Picture: Making Homelessness...



RARE



BRIEF



ONE TIME

The Big Picture: Where are we?

As a CoC, we review data and use it to address:

**Where are
we now?**

**Where do we
want to be?**

**How do we
get there?**

System Performance

Key Indicator:

Income Growth

A housing crisis is often the result of a financial one.

Low Income = High Risk

Financial Issues are the top reported cause of homelessness, nationally and locally

Most people exiting homelessness **depend on employment or benefits income to pay rent**

Review of Income Growth for Permanent Housing projects

Permanent Housing Types

Rapid Rehousing



- Financial Assistance with rent and utilities, along with case management for persons emerging from homelessness.
- Assistance generally lasts from 90 days up to two years.

Permanent Supportive Housing



- Non-time limited housing unit with subsidized rent and case management.
- Persons may stay until they no longer need the rent subsidy and/or case management.

Types of Income

Employment Income

Cash Income gained
through
employment

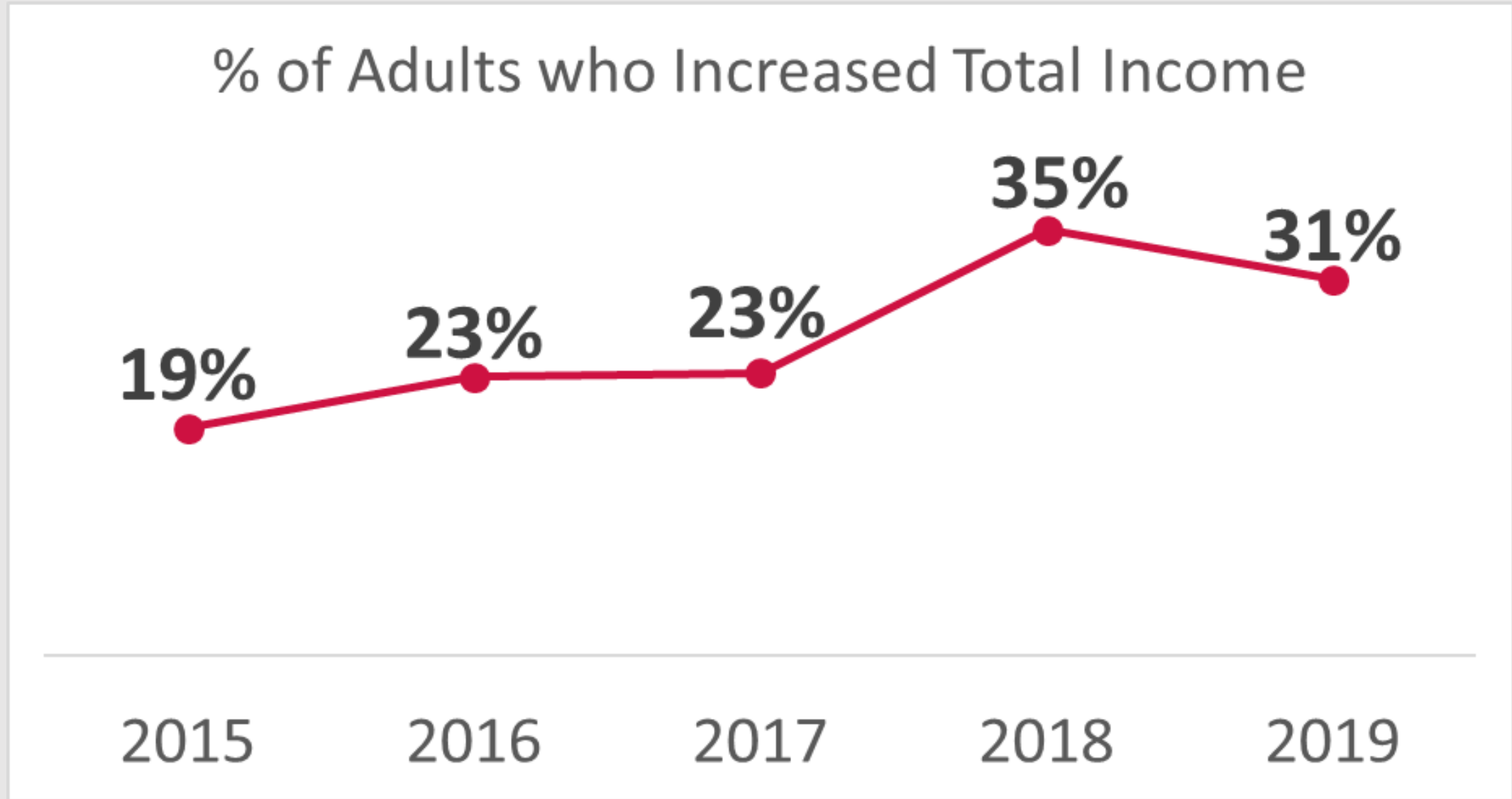
Other Income

Cash Income gained
through sources
other than
employment

Other Income Types

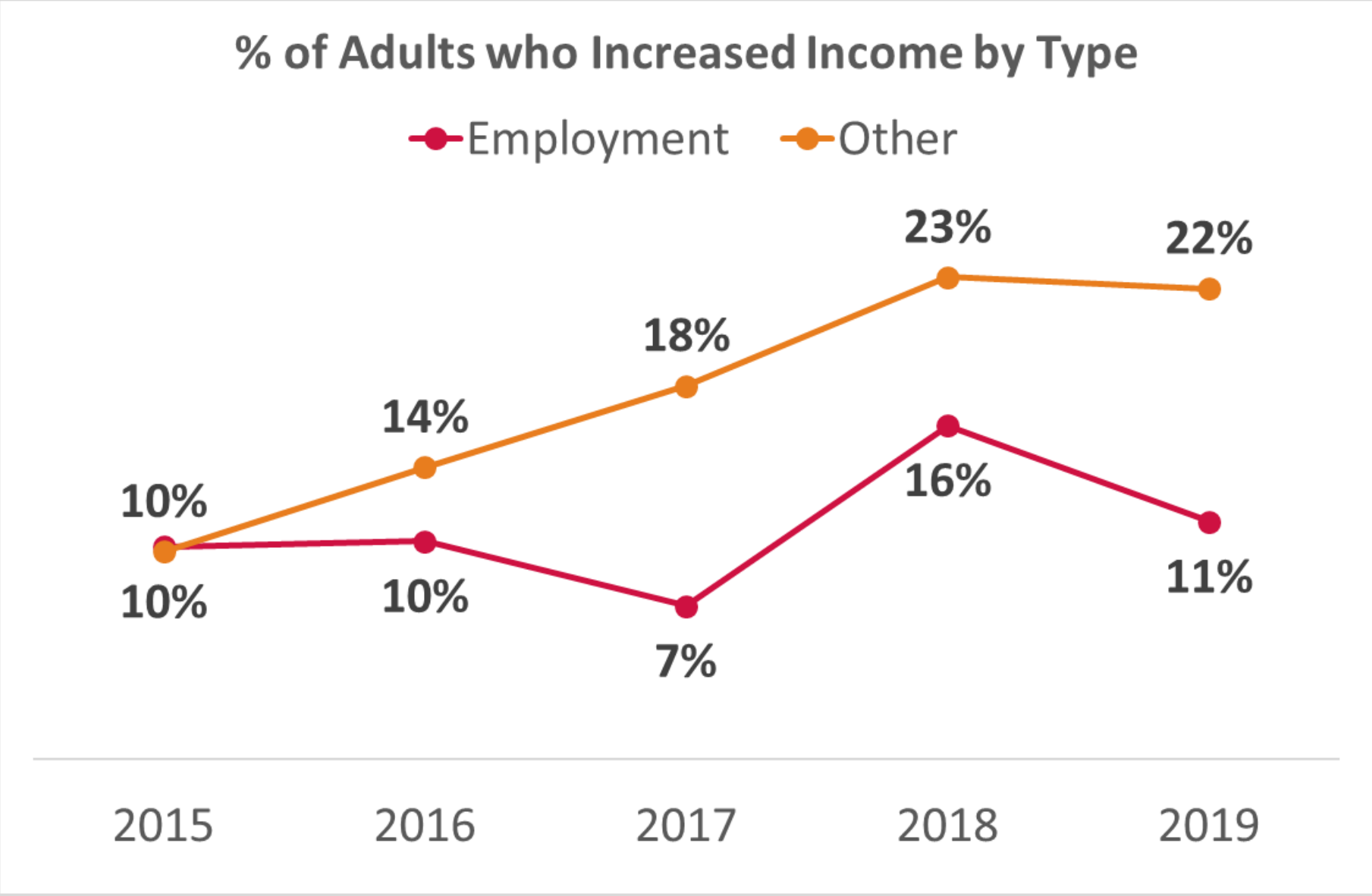
- SSI/SSDI
- Retirement Income
- VA Disability Pension/Income
- Child Support
- Alimony or Other Spousal Support

System Performance: CoC Permanent Housing



Reporting Year (Date Range: 10/1 – 9/30)

System Performance: CoC Permanent Housing



Reporting Year (Date Range: 10/1 – 9/30)

Agency Performance: All Permanent Housing

System Wide

Agency A

Agency B

Agency C

Agency D

Agency E

Agency F

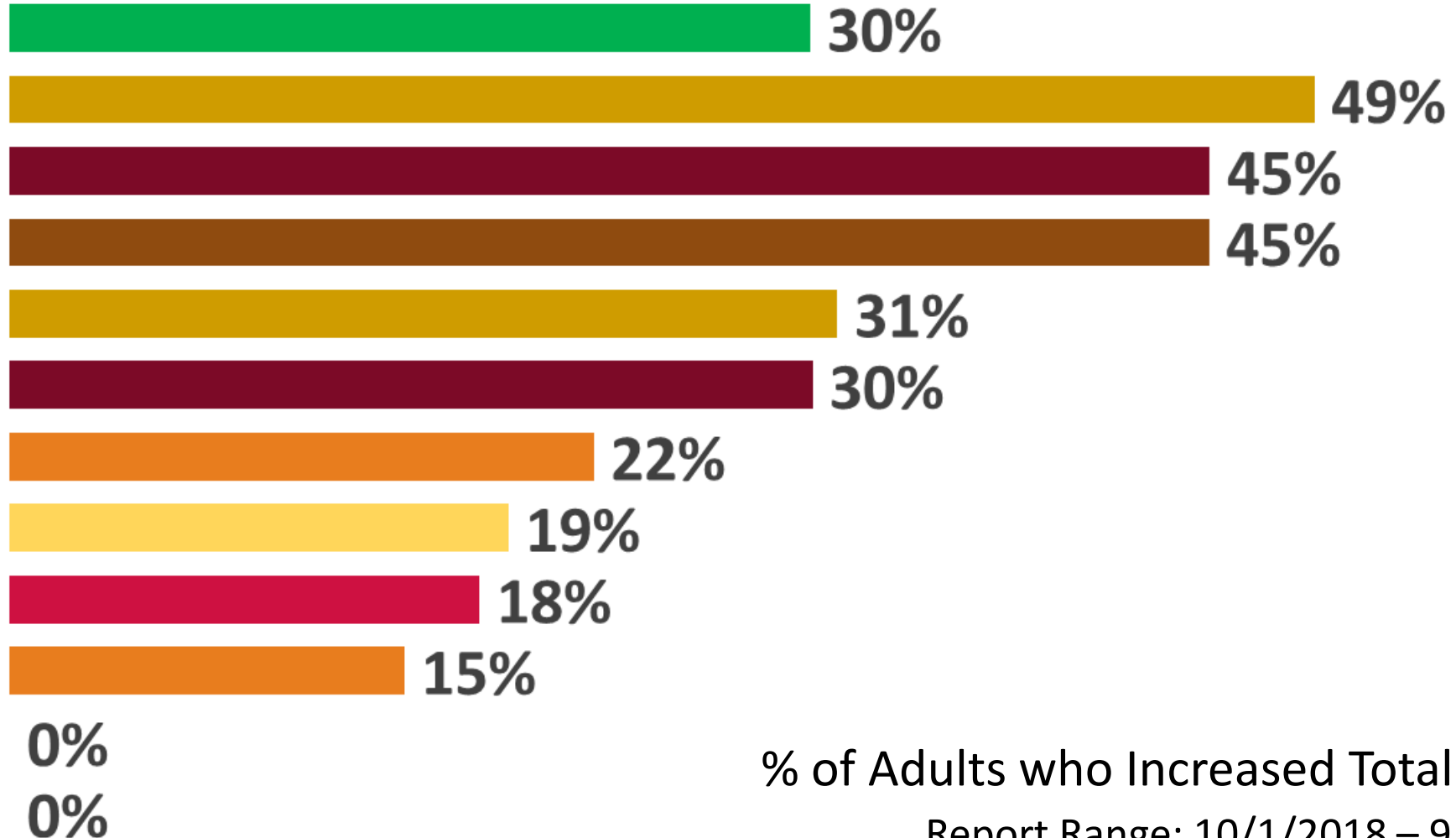
Agency G

Agency H

Agency I

Agency J

Agency K



% of Adults who Increased Total Income

Report Range: 10/1/2018 – 9/30/2019

What factors impact Agency Performance?

HMIS Data
Quality

Community
Partnerships

Project Design

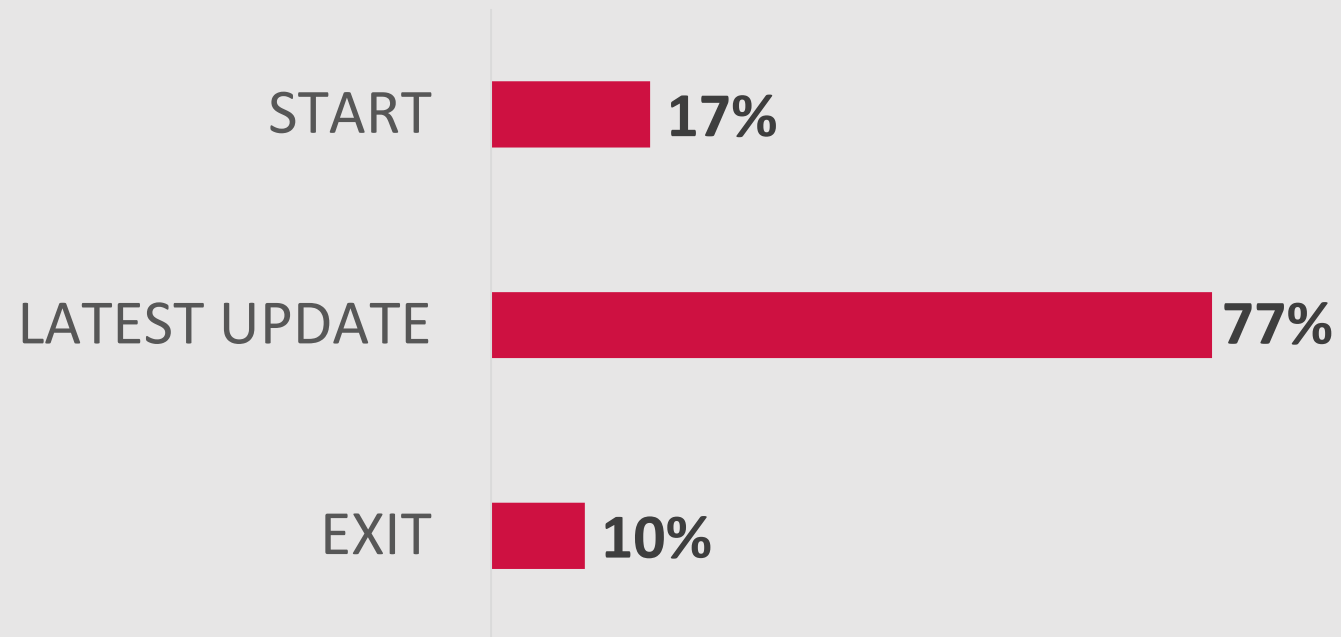
Volume of
Clients Served

Type of Project

What else??

HMIS Data Quality: All Permanent Housing

Income and Sources % Errors/Missing



How to Help Your Clients Increase Income

Employment

- Vocational Rehab
- Training, Education, and Job Placement programs

Benefits

- SSI and SSDI → SOAR

Filling in the Gaps

- Childcare Subsidies
 - Transportation Assistance
- Health Insurance, SNAP, WIC, TANF

Employment Resources

Vocational Rehab

- If a disabling condition interferes with client's ability to find and keep a job
- Visit website to find nearest office
http://www.rehabworks.org/area4_offices.shtml
- Referral Form is available at the website above

Other Job Placement, Education, and Training programs

- CareerSource
- What else?

SOAR



Hillsborough
County Florida



SOAR Specialists are placed across the CoC to help people apply for Social Security benefits

- 6 dedicated SOAR Specialists at shelters and drop-in centers
- Approximately 50 case managers across the County are SOAR Trained

Performance in Hillsborough County*

- Overall Approval Rate: 79% on first submission
- Average Days to Decision: 63 days

*Performance info from OAT system for **July 1, 2018 - June 30, 2019**

SOAR Referrals



Hillsborough
County Florida



Many agencies have a referral partnership in place already with Hillsborough County's Health Care Services.

If your agency DOES NOT, for initial eligibility screening contact:

Minta Walker – CFBHN

mwalker@cfbhn.org

(813)740-4811 x266

OR

Randy Vargas – Hillsborough County

vargasr@HCFLGov.net

(813)272-5142



Questions or Comments

Contact Ashley Wynn at wynna@thhi.org for questions