



System Performance Update: Length of Time in Homelessness

DECEMBER 5, 2019

The Big Picture: Making Homelessness...



RARE



BRIEF



ONE TIME

The Big Picture: Where are we?

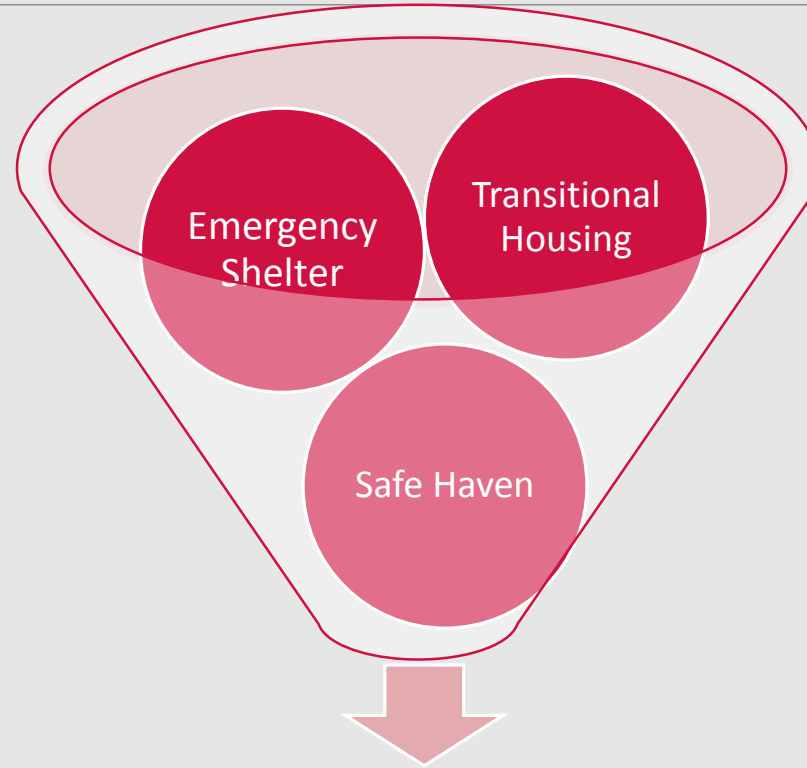
As a CoC, we review data and use it to address:

**Where are
we now?**

**Where do we
want to be?**

**How do we
get there?**

Our Goal:



Length of Stay should be
LESS THAN 90 DAYS!!!

System Performance Key

Indicator:

Length of time in

Homelessness

People who experience homelessness are able to move **quickly** into a **permanent housing situation**.

Longer Length of time (LOT) homeless can be traumatic for clients and expensive for the system.

We should seek to keep LOT as short as possible while still maintain positive housing outcomes.

Review of LOT Homeless: Project Types



Emergency Shelter (ES)/Safe Haven (SH)

- Emergency shelter (ES) and Safe Havens (SH) are temporary shelters, typically less than 90 days.
- Can include housing case management.



Transitional Housing (TH)

- Temporary Shelter, can last up to two years.
- Stabilize persons stability and resources to access mainstream housing upon exit.

How does HUD Measure LOT?

Metric 1.1: Average LOT in Emergency Shelter (ES) and Safe Haven (SH)

1.1a– Counts days in HMIS ES and SH projects only

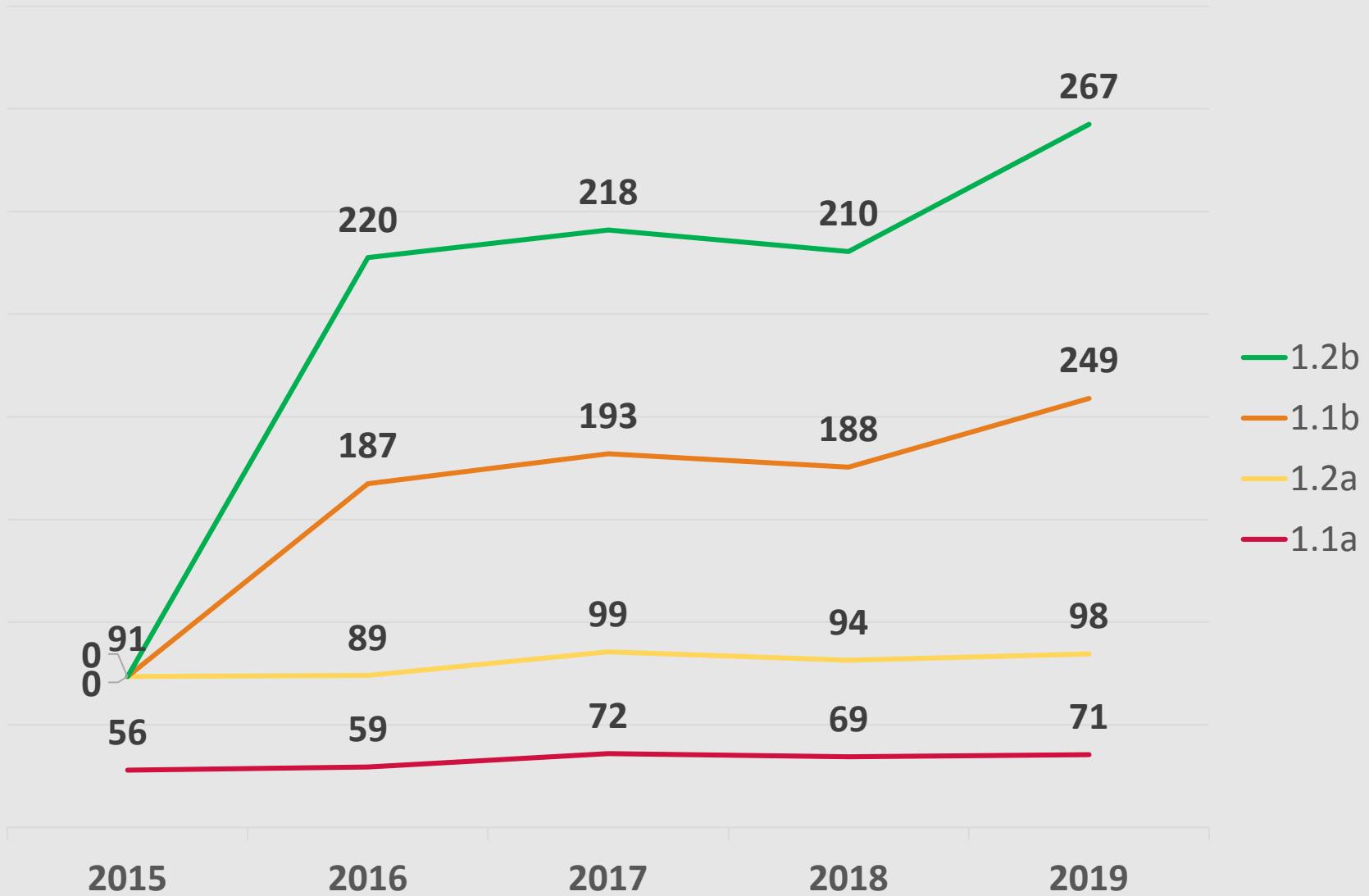
1.1b – Days in ES or SH +Days Unsheltered*

Metric 1.2: Average LOT in Emergency Shelter (ES), Safe Haven (SH), and Transitional Housing (TH)

1.2a– Counts days in HMIS ES, SH, and TH projects only

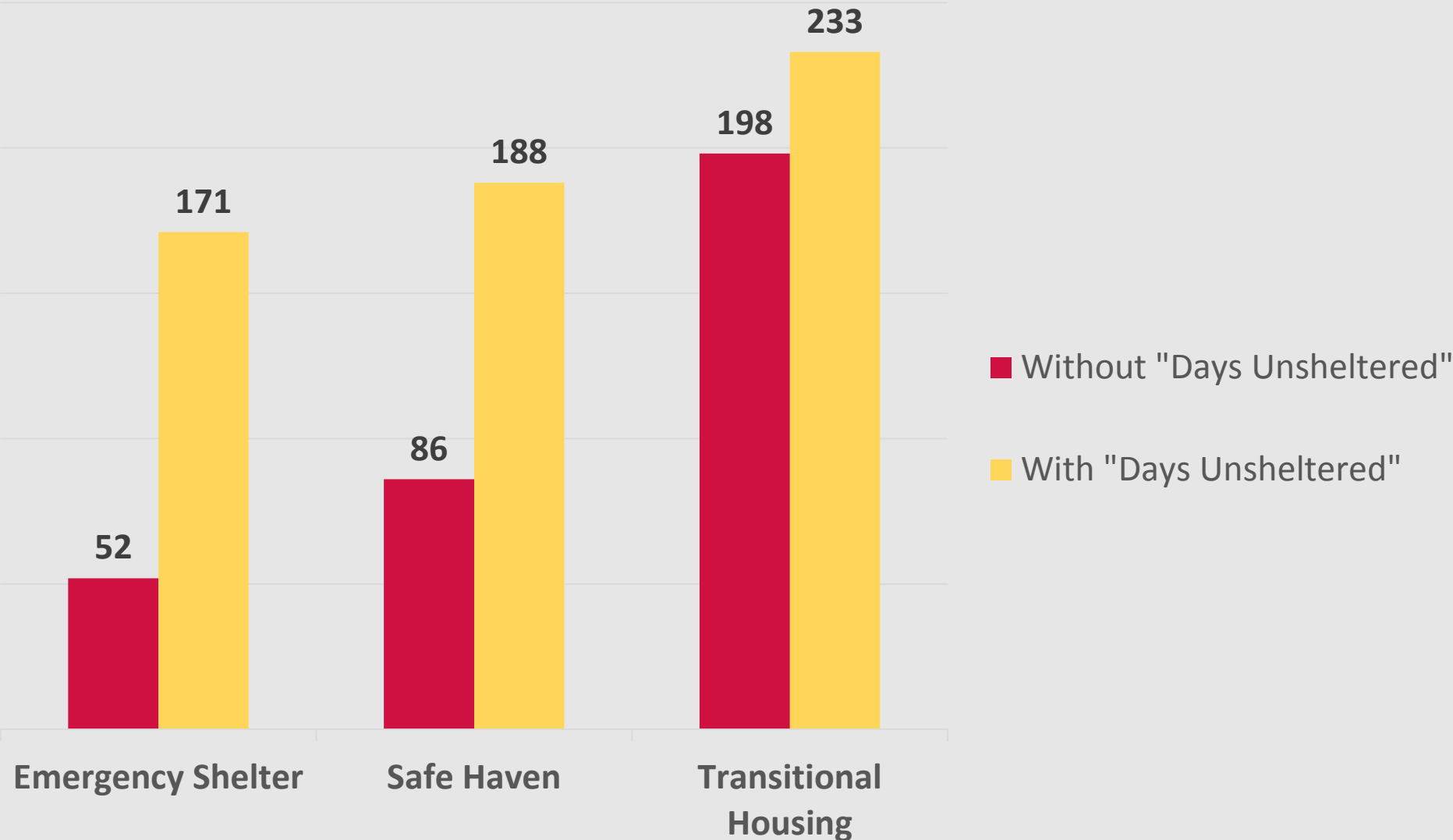
1.2b– Days in ES, SH, or TH + Days Unsheltered*

System Performance: LOT over the Years



Reporting Year (Date Range: 10/1 – 9/30)

System Performance: LOT Homeless



Reporting Year (Date Range: 10/1 – 9/30)

What factors impact performance?

HMIS Data Quality

Entry/Exit Records

“Approximate Date Homelessness Started”

Timeliness

Program Type



Questions or Comments

Contact Sergio Santiago at santiagose@thhi.org for questions